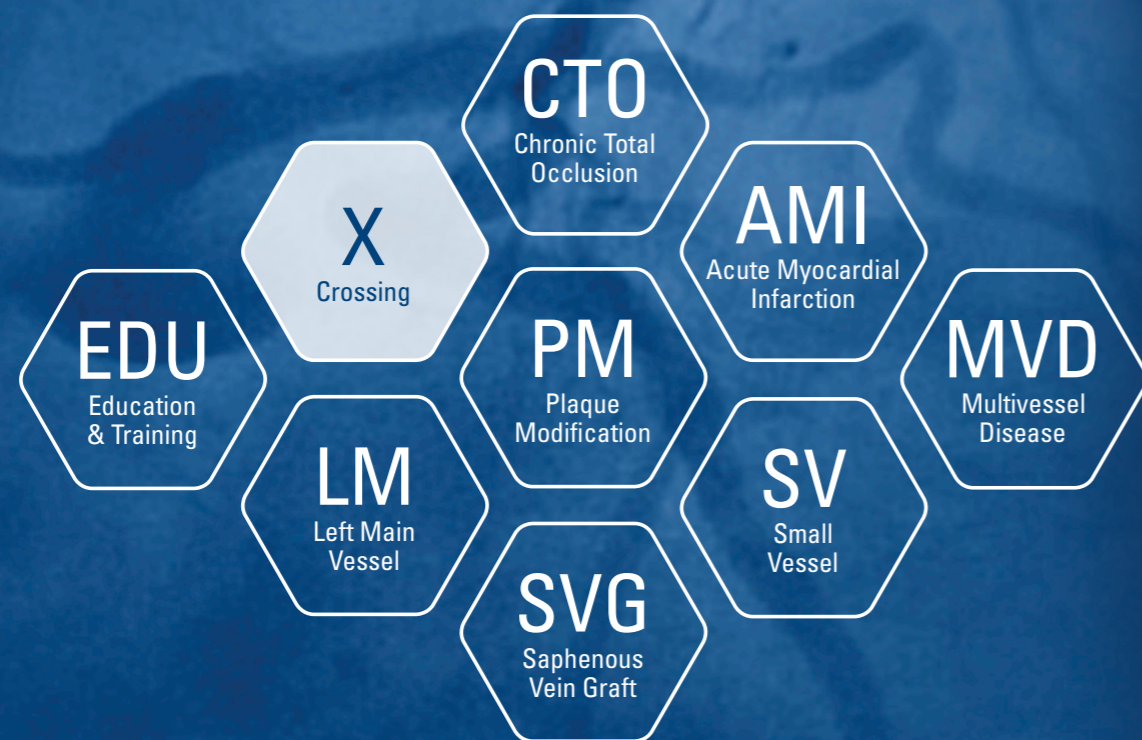


MASTER THE COMPLEX™

Optimizing revascularization through innovation, training, and education.



Success in Complex PCI requires specialized equipment and targeted skills. Partner with Boston Scientific to achieve mastery over the complex.

Boston Scientific

Advancing science for life™

www.bostonscientific.eu

© 2017 Boston Scientific Corporation or its affiliates. All rights reserved.
DINCAR2718EA

All cited trademarks are the property of their respective owners. CAUTION: The law restricts these devices to sale by or on the order of a physician. Indications, contraindications, warnings and instructions for use can be found in the product labelling supplied with each device. Information for the use only in countries with applicable health authority product registrations. Material not intended for use in France.

IC-486702-AA JUL 2017

GUIDE ZILLA™ II
Guide Extension Catheter

Value Brochure

MASTER THE COMPLEX™

CONTENTS

Product Overview	3
Technology Overview	4
Ordering Information	5
Competitive Comparison	7

PRODUCT OVERVIEW

GUIDEZILLA II GUIDE EXTENSION CATHETER provides coaxial alignment for increased back-up support and facilitates easy delivery of ancillary devices. This is beneficial with unfavorable take-offs, transradial approach, anomalous arteries, and other situations with guide back out. GUIDEZILLA II Guide Extension Catheter creates a smooth pathway for balloon and / or stent delivery by providing greater flexibility and a smooth surface. This is important with complex lesions, calcium, tortuous vessels, and distal lesions.

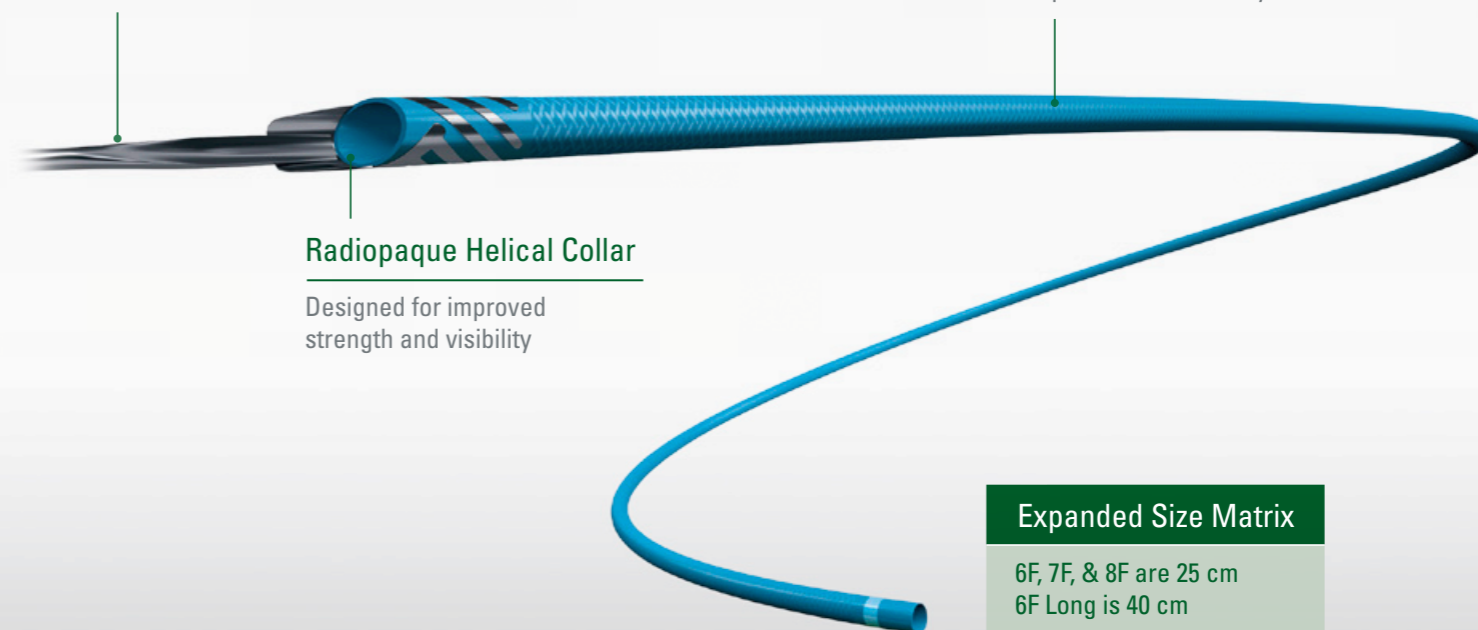
GUIDEZILLA II Extension Guide Catheter has improved deliverability, durability, and a full size matrix.

Short Hypotube Transition

Optimized for reduced device interaction

Z-Glide™ Hydrophilic Coating

For improved deliverability



Radiopaque Helical Collar

Designed for improved strength and visibility

Expanded Size Matrix

6F, 7F, & 8F are 25 cm
6F Long is 40 cm

**Powerful Reach.
Predictable
Performance.**





*6F = 2 mm, 7F = 2.33 mm, 8F = 2.67 mm

FEATURES	GUIDEZILLA GUIDE EXTENSION CATHETER	GUIDEZILLA II GUIDE EXTENSION CATHETER	DESIGN GOAL
Sizing	6 F*	6F* 6F* long 7F* 8F*	Expanded Size Matrix
Guide Segment	25 cm	25cm on 6F, 7F, 8F (40cm on 6F Long)	40 cm 6F Long Designed for TRI
Working Length	145 cm	150 cm	Extra 5 cm of Proximal Hypotube Shaft
Collar	Stainless Steel	Platinum Iridium Helical Collar	Increased Visibility and Smooth Device Interaction
Coating	Bioslide™	Z-Glide™	New Hydrophilic Coating Aids Deliverability
Radiopaque	Distal Marker Band Proximal Marker Band	Distal Marker Band Radiopaque Collar	Added Visibility
Hypotube Transition	19 mm	6 mm	Optimized to Reduce Device Interaction
Hub Design			Ergonomic and Easily Identifiable

*6F = 2 mm, 7F = 2.33 mm, 8F = 2.67 mm

Manufacturer	Boston Scientific
Will this product replace or supplement a current in-house product?	This product can replace or supplement existing guide extension catheters.
Is this item / technology on contract with GPOs and / or IDNs?	Please speak to your Boston Scientific sales representative for the contract status of specific GPOs and IDNs.
Ship unit	Single units
Minimum order quantity?	No
Lead time in working days?	1–2 days
What are the dimensions of the shipping carton container?	The carton for the single disposable is 28.57 cm x 24.76 cm x 1.27 cm.
What is the list price per each unit or unit of utilization?	Please speak to your Boston Scientific sales representative for the price per each unit.
Method of purchase	Please speak to your Boston Scientific sales representative regarding sales programs for this purchase.
Workstation storage considerations	Per the DFU, store in a cool, dry, dark place.
Is this a dated product?	Yes, with a 23-month shelf life.
What department(s) will use and/or be affected by this product?	Operating Room, Cardiology Suite, and Purchasing.
Will there be additional implementation costs, such as installation, cost of education, impact on equipment or additional space?	No, however a brief in-service by a Boston Scientific sales representative is suggested prior to use.
Will this product require evaluation by any of the following departments?	Epidemiology/Infection Control? No Safety and Security? No Pathology/Labs? No
Does this item and its packaging contain latex?	There is no detectable latex in this product.

GUIDEZILLA II GUIDE EXTENSION CATHETER	SIZE	GTIN	REF / CATALOG NUMBER	COMPATIBLE GUIDE CATHETER	INNER DIAMETER	OUTER DIAMETER
	6F*	08714729939450	H749 393351506 0	6F I.D. ≥ 0.070" (1.78mm)	0.057" (1.45mm)	0.067" (1.71mm)
	6F* Long (40cm)	08714729939467	H749 3933515061 0	6F I.D. ≥ 0.070" (1.78mm)	0.057" (1.45mm)	0.067" (1.71mm)
	7F*	08714729939474	H749 393351507 0	7F I.D. ≥ 0.078" (1.98mm)	0.063" (1.60mm)	0.073" (1.86mm)
	8F*	08714729939481	H749 393351508 0	8F I.D. ≥ 0.088" (2.24mm)	0.072" (1.83mm)	0.083" (2.11mm)

GUIDEZILLA II GUIDE EXTENSION CATHETER	SIZE	GS1 BAR CODE WITH 01 APPLICATION IDENTIFIER
	6F	
	6F Long (40cm)	
	7F	
	8F	

*6F = 2 mm, 7F = 2.33 mm, 8F = 2.67 mm

GUIDEZILLA II GUIDE EXTENSION CATHETER is designed to provide physicians with high-performance guide extension catheter options, capable of replacing the competitive models on your storeroom shelf.

SIZE	GUIDELINER V3 AND XL MODEL NUMBER	GUIDEZILLA™ II GUIDE EXTENSION CATHETER REPLACEMENT NUMBER
6F**	5571	H749 393351506 0
6F** Long (40 cm)	5576	H749 3933515061 0
7F**	5572	H749 393351507 0
8F**	5573	H749 393351508 0

BENCH TEST RESULTS

GUIDEZILLA II Guide Extension Catheter outperforms GuideLiner V3 in bench tests.[§]

	GUIDELINER V3	GUIDEZILLA II
Deliverability	Full Unit Pushability	34 % More Pushable*
	Coating Lubricity and Durability	96 % Less Frictional Force†
Guide Back-out Support	Crossing Profile	0.001" (.025 mm) Smaller 7F and 8F
Radiopacity	Back-out Support	13 % Increased Back-Up Support‡
	Tip Radiopacity	Equivalent
	Collar Radiopacity	Platinum Iridium

§ Bench test performed by Boston Scientific, n = 8. Bench test results may not necessarily be indicative of clinical performance. Data on file.

* Full Unit Push Bench Test, GuideLiner V3 6F vs GUIDEZILLA II 6F (n = 8).

† Lubricity and Durability of Coating Bench Test, GuideLiner V3 6F vs GUIDEZILLA II 6F Long (n = 8).

‡ Backout Support Bench Test, GuideLiner V3 6F vs GUIDEZILLA II 6F (n = 8). Data on file at Boston Scientific.

DIAMETER COMPARISON

GUIDEZILLA II Guide Extension Catheter has a larger inner diameter than GuideLiner V3*

- **Larger inner diameter** allows more room to deliver interventional devices.
- **Smaller outer diameter** takes up less room in the guide catheter.

SIZE	GUIDELINER V3		GUIDEZILLA II	
	INNER DIAMETER	OUTER DIAMETER	INNER DIAMETER	OUTER DIAMETER
6F** & 6F** L	0.056" (1.42 mm)	0.067" (1.70 mm)	0.057" (1.45 mm)	0.067" (1.70 mm)
7F**	0.062" (1.57 mm)	0.075" (1.90 mm)	0.063" (1.60 mm)	0.073" (1.85 mm)
8F**	0.071" (1.80 mm)	0.085" (2.16 mm)	0.072" (1.83 mm)	0.083" (2.11 mm)

*GuideLiner V3 ID Measurements from Directions for Use

**6F = 2 mm, 7F = 2.33 mm, 8F = 2.67 mm