

sonic

detachable tip
microcatheter

ordering information

Reference	Total length (cm)	Distal tip O.D.	Distal tip I.D. (mm)	FuseCath length (cm)	Dead space		Max reflux (cm)	Included guidewire
					with adapter (ml)	without adapter (ml)		
SONIC1.2F15	167	1,2F	0,23	1,5	0,24	0,28	2	.007"
SONIC1.2F25	167	1,2F	0,23	2,5	0,25	0,29	3	.007"
SONIC1.2F35	167	1,2F	0,23	3,5	0,25	0,29	4	.007"
SONIC1.2F25.190	190	1,2F	0,23	2,5	0,28	0,32	3	.007"
SONIC1.5F15	167	1,5F	0,30	1,5	0,26	0,30	2	.008"
SONIC1.5F25	167	1,5F	0,30	2,5	0,26	0,30	3	.008"
SONIC1.5F35	167	1,5F	0,30	3,5	0,25	0,29	4	.008"
SONIC1.5F45	167	1,5F	0,30	4,5	0,26	0,30	5	.008"

sonic compatibilities



Squid & SquidPeri
Liquid embolic agent*



SPIF Flow coil
(e.g. pressure cooker)

*Sonic is DMSO and glue compatible.

SONIC is a reinforced microcatheter intended for selective and hyper selective vascular catheterization for diagnostic or therapeutic purposes. Class III CE0297 in compliance with Medical Device Directive (MDD 93/42/EEC amended by 2007/47/EC). Manufactured by BALT Extrusion. Carefully read the instruction of use before use. First CE marking: 2012.

SQUID/SQUIDPeri is a non-adhesive liquid embolic agent indicated in the embolization of lesions in the peripheral and neurovasculature. Class III CE0297 in compliance with Medical Device Directive (MDD 93/42/EEC amended by 2007/47/EC) Manufactured by EMBO-FLUSSIGKEITEN AG. Route des Avouillons, CH 1196 GLAND, Switzerland. First CE marking: 2012.

SPIF, flow coils intended for the embolization of vascular malformations of the vasculature. Class III CE0297 in compliance with Medical Device Directive (MDD 93/42/EEC amended by 2007/47/EC). Manufactured by BALT Extrusion. Carefully read the instructions for use before use. First CE marking: 2008.

The content of this document, in particular data, information, trademarks and logos is BALT SAS's and affiliates sole property. © 2018 BALT and its affiliates, all rights reserved. Consequently, all representation and/or reproduction, whether in part or in full, is forbidden and would be considered a violation of BALT SAS and its affiliates' copyrights and other intellectual proprietary rights. This document with associated pictures is non-contractual and is solely dedicated to healthcare professionals and BALT's distributors (BALT's supplier's distributors). The products commercialized by BALT shall exclusively be used in accordance with the instructions for use included in the boxes. DC018GB (06/2018)

Balt

10, rue de la Croix Vigneron, 95160 Montmorency, France

Tél. : +33 (0)1 39 89 46 41

Fax : +33 (0)1 34 17 03 46

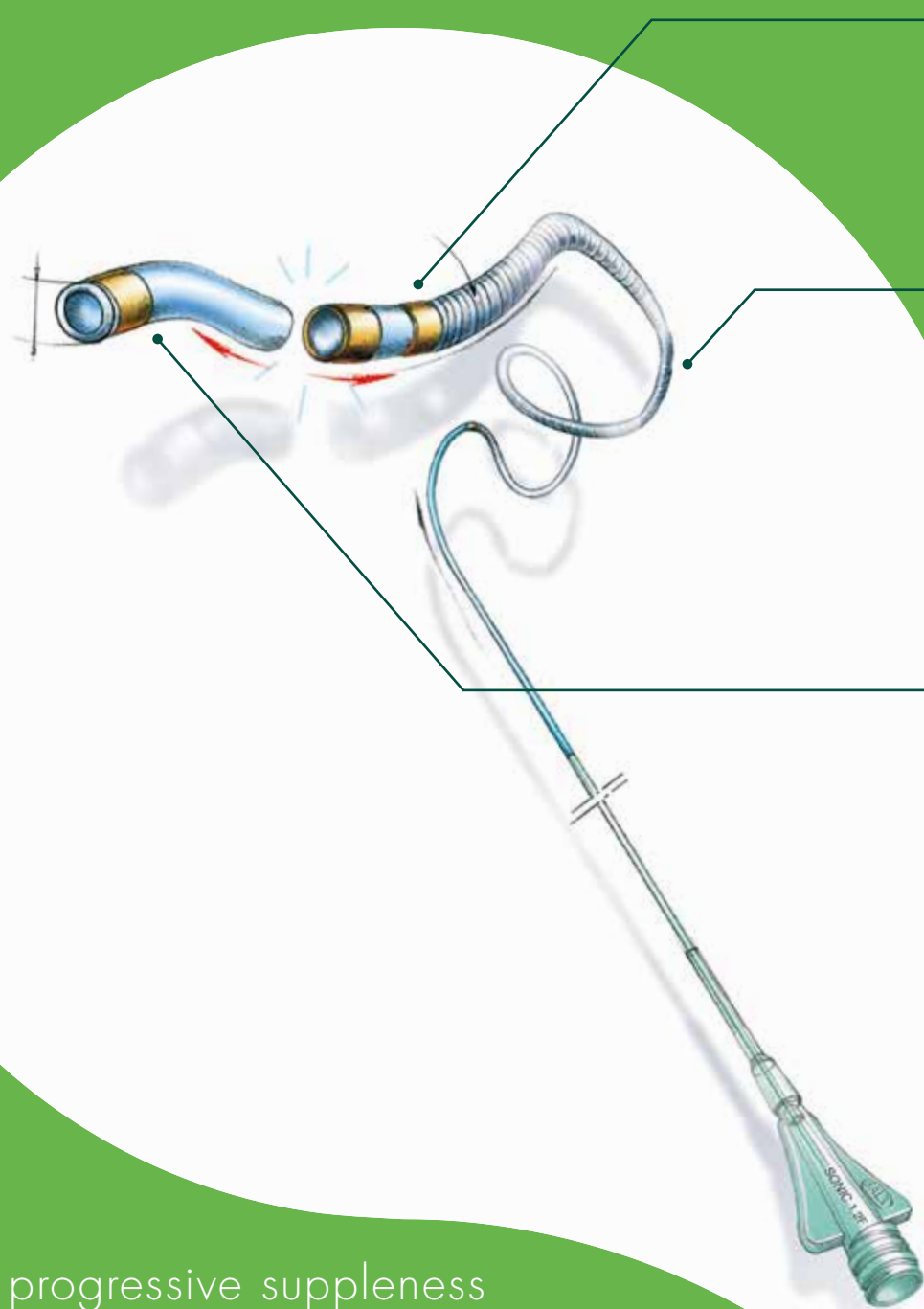
www.balt.fr



sonic

Designed for prolonged liquid embolic injection

Intended for selective and hyper selective vascular catheterization for diagnostic or therapeutic purposes.



dms^o **
compatible

avm* treatment

- Visibility for optimum injections

3 distal radiopaque markers

- distal tip
- detachment point
- maximum reflux




- Navigability skills

Progressive suppleness down to 1,2F (Balt exclusivity) of the distal part for liquid embolic injection of small diameter and sinuous distal vessels

Rigid proximal part

allowing control and navigability in the vasculature




- FuseCath detachable tip

Mechanical & Chemical Detachment of the patented catheter tip to reduce excessive traction on the neurovasculature

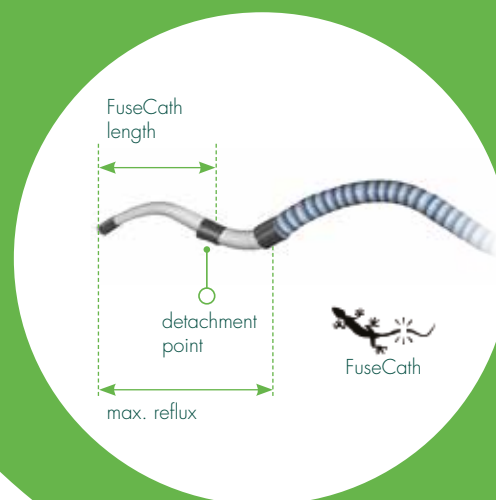
Increased safety

of prolonged injection of liquid embolic



progressive suppleness down to 1,2F

exclusive to Balt



* Arteriovenous Malformation

** Dimethyl sulfoxide