

CP STENT®

Balloon Expandable Stent up to 30mm in Diameter



A handwritten signature in blue ink, likely representing a medical professional or the manufacturer.

NuMED
For Children 

CP STENT®

OPTIONS:

Available in 8 zig and 10 zig, Covered or Bare, Unmounted and Pre-Mounted

8 ZIG

12mm to
24mm
Expansion



10 ZIG

26mm to
30mm
Expansion



Size Matrix:

Configuration (Number of Zigs)	Diameter (mm)	Stent Length (cm)								
		1.6	2.2	2.8	3.4	3.9	4.5	5.0	5.5	6.0
8 ZIG	12	✓	✓	✓	✓	✓	✓	✓	✓	✓
	14	✓	✓	✓	✓	✓	✓	✓	✓	✓
	15	✓	✓	✓	✓	✓	✓	✓	✓	✓
	16	✓	✓	✓	✓	✓	✓	✓	✓	✓
	18	✓	✓	✓	✓	✓	✓	✓	✓	✓
	20	✓	✓	✓	✓	✓	✓	✓	✓	✓
	22	✓	✓	✓	✓	✓	✓	✓	✓	✓
	24	✓	✓	✓	✓	✓	✓	✓	✓	✓
10 ZIG	26					✓	✓	✓	✓	✓
	28					✓	✓	✓	✓	✓
	30					✓	✓	✓	✓	✓

CP Stent® Details:

- **CP Stent®** is composed of 0.013" platinum-iridium wire arranged in either an 8 zig or 10 zig pattern
- The 8 zig configuration is expandable from 12mm - 24mm in diameter with lengths ranging from 1.6cm to 6.0cm
- The 10 zig configuration is expandable from 26mm - 30mm in diameter with lengths ranging from 3.9cm to 6.0cm

Visit our web site for more info:
www.numedforchildren.com

NuMED offers Physicians speedy response to catheter design and manufacturing service. The enhanced catheter technology offers Physicians a technically superior option in dealing with clinical needs.



COVERED CP STENT™

Coarctation of the Aorta and RVOT*

This stent comes in both unmounted and pre-mounted configurations.

Stent Characteristics

The Covered CP Stent is composed of 0.013" platinum/iridium wire that is arranged in a "zig" pattern that is laser welded at each joint and then over brazed with 24K gold. The stent is then covered with an expandable sleeve of ePTFE. The 8 zig configuration allows expansion from 12 mm to 24 mm, and the 10 zig configuration allows expansion from 26 mm to 30 mm.

The pre-mounted configuration is the Covered CP Stent mounted on a BIB® Catheter. This system will save the physician the time required to mount the stent on the catheter.

All of these stents are mounted by hand at NuMED, Inc. This may be critical in some cases of aneurysmal repair.

Stent Length (CM)	Configuration (Number of Zigs)	Covered Stent Catalog No.
1.6	8	CVRDCP8Z16
2.2	8	CVRDCP8Z22
2.8	8	CVRDCP8Z28
3.4	8	CVRDCP8Z34
3.9	8	CVRDCP8Z39
4.5	8	CVRDCP8Z45
5.0	8	CVRDCP8Z50
5.5	8	CVRDCP8Z55
6.0	8	CVRDCP8Z60
3.9	10	CVRDCP10Z39
4.5	10	CVRDCP10Z45
5.0	10	CVRDCP10Z50
5.5	10	CVRDCP10Z55
6.0	10	CVRDCP10Z60

Number of Zigs on Stent	BIB Delivery Catheter Balloon Diameter	Required Introducer with Covered CP Stent
8	12MM	12F
	14MM	12F
	15MM	12F
	16MM	12F
	18MM	14F
	20MM	14F
	22MM	14F
	24MM	14F
10	26MM	16F
	28MM	18F
	30MM	18F

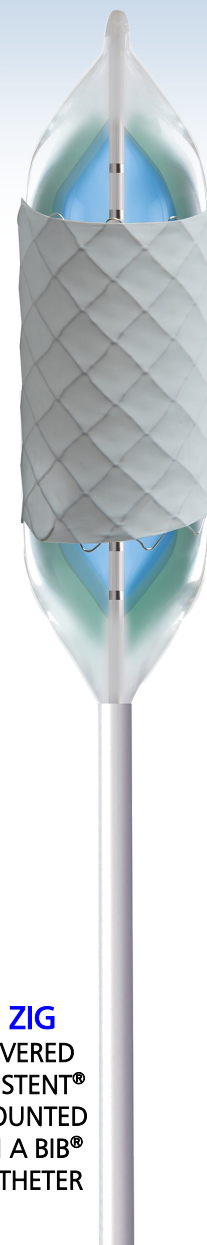
NuMED recommends using the BIB Stent Placement Catheter.

Covered Mounted CP Stent System Specifications

Stent Length (cm)	Stent Configuration (Number of Zigs)	Outer Balloon Diameter (mm)	Outer Balloon Length (cm)	Profile (Fr)	Rated Burst (ATM)	Covered Mounted CP Stent Catalog Number
1.6	8	12.0	2.5	12	7	CMCP001
1.6	8	14.0	2.5	12	6	CMCP002
1.6	8	16.0	2.5	12	5	CMCP003
2.2	8	12.0	2.5	12	7	CMCP004
2.2	8	14.0	2.5	12	6	CMCP005
2.2	8	16.0	2.5	12	5	CMCP006
2.2	8	18.0	2.5	14	4	CMCP007
2.8	8	12.0	3.0	12	7	CMCP038
2.8	8	14.0	3.0	12	6	CMCP008
2.8	8	16.0	3.0	12	5	CMCP009
2.8	8	18.0	3.0	14	4	CMCP010
2.8	8	20.0	3.0	14	4	CMCP011

Covered Mounted CP Stent System Specifications (cont'd)

Stent Length (cm)	Stent Configuration (Number of Zigs)	Outer Balloon Diameter (mm)	Outer Balloon Length (cm)	Profile (Fr)	Rated Burst (ATM)	Covered Mounted CP Stent Catalog Number
3.4	8	12.0	3.5	12	7	CMCP035
3.4	8	14.0	3.5	12	6	CMCP012
3.4	8	16.0	3.5	12	5	CMCP013
3.4	8	18.0	3.5	14	4	CMCP014
3.4	8	20.0	3.5	14	4	CMCP015
3.4	8	22.0	3.5	14	3	CMCP016
3.9	8	12.0	4.0	12	7	CMCP036
3.9	8	14.0	4.0	12	6	CMCP017
3.9	8	16.0	4.0	12	5	CMCP018
3.9	8	18.0	4.0	14	4	CMCP019
3.9	8	20.0	4.0	14	4	CMCP020
3.9	8	22.0	4.0	14	3	CMCP021
3.9	8	24.0	4.0	14	3	CMCP022
4.5	8	14.0	4.5	12	6	CMCP023
4.5	8	16.0	4.5	12	5	CMCP024
4.5	8	18.0	4.5	14	4	CMCP025
4.5	8	20.0	4.5	14	4	CMCP026
4.5	8	22.0	4.5	14	3	CMCP027
4.5	8	24.0	4.5	14	3	CMCP028
4.5	8	12.0	5.0	12	7	CMCP037
4.5	8	14.0	5.0	12	6	CMCP029
4.5	8	16.0	5.0	12	5	CMCP030
4.5	8	18.0	5.0	14	4	CMCP031
4.5	8	20.0	5.0	14	4	CMCP032
4.5	8	22.0	5.0	14	3	CMCP033
4.5	8	24.0	5.0	14	3	CMCP034
5.0	8	12.0	5.5	12	7	CMCP059
5.0	8	14.0	5.5	12	6	CMCP060
5.0	8	16.0	5.5	12	5	CMCP061
5.0	8	18.0	5.5	14	4	CMCP062
5.0	8	20.0	5.5	14	4	CMCP063
5.0	8	22.0	5.5	14	3	CMCP064
5.0	8	24.0	5.5	14	3	CMCP065
5.5	8	12.0	6.0	12	7	CMCP066
5.5	8	14.0	6.0	12	6	CMCP067
5.5	8	16.0	6.0	12	5	CMCP068
5.5	8	18.0	6.0	14	4	CMCP069
5.5	8	20.0	6.0	14	4	CMCP070
5.5	8	22.0	6.0	14	3	CMCP071
5.5	8	24.0	6.0	14	3	CMCP072
6.0	8	12.0	6.0	12	7	CMCP073
6.0	8	14.0	6.0	12	6	CMCP074
6.0	8	16.0	6.0	12	5	CMCP075
6.0	8	18.0	6.0	14	4	CMCP076
6.0	8	20.0	6.0	14	4	CMCP077
6.0	8	22.0	5.0	14	3	CMCP078
6.0	8	24.0	6.0	14	3	CMCP079
3.9	10	26.0	4.0	16	3	CMCP040
3.9	10	28.0	4.0	18	2	CMCP041
3.9	10	30.0	4.0	18	2	CMCP042
4.5	10	26.0	5.0	16	3	CMCP044
4.5	10	28.0	5.0	18	2	CMCP045



10 ZIG
COVERED
CP STENT®
MOUNTED
ON A BIB®
CATHETER

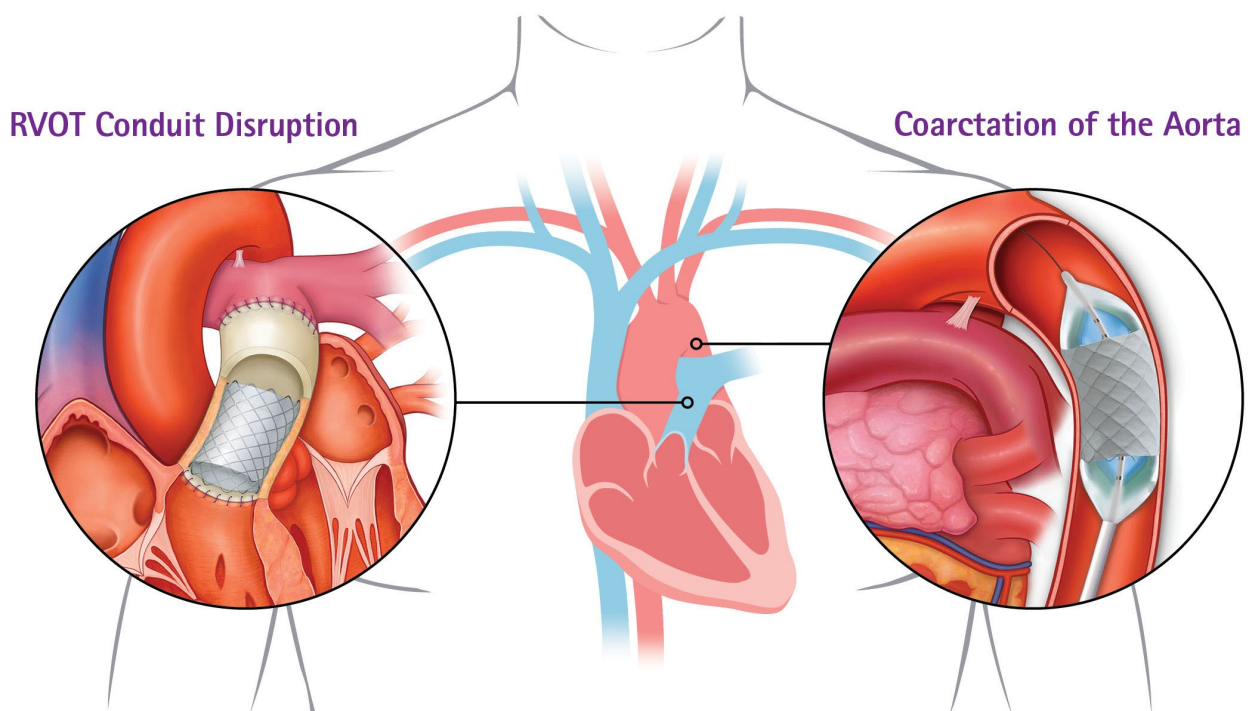
Covered Mounted CP Stent System Specifications (cont'd)

Stent Length (cm)	Stent Configuration (Number of Zigs)	Outer Balloon Diameter (mm)	Outer Balloon Length (cm)	Profile (Fr)	Rated Burst (ATM)	Covered Mounted CP Stent Catalog Number
4.5	10	30.0	5.0	18	2	CMCP046
5.0	10	26.0	5.5	16	3	CMCP048
5.0	10	28.0	5.5	18	2	CMCP049
5.0	10	30.0	5.5	18	2	CMCP050
5.5	10	26.0	6.0	16	3	CMCP052
5.5	10	28.0	6.0	18	2	CMCP053
5.5	10	30.0	6.0	18	2	CMCP054
6.0	10	26.0	6.0	16	3	CMCP056
6.0	10	28.0	6.0	18	2	CMCP057
6.0	10	30.0	6.0	18	2	CMCP058

All catheters have a usable length of 110cm and use a 0.035" Guidewire

* Refer to the Instructions for Use for the complete listing of Indication, Contraindications, Warnings, and Precautions.

The Covered CP Stent™ and Covered Mounted CP Stent™ Approved for Treatment of:



Note: the Bare CP Stent™ is not approved for the treatment of RVOT conduit disruptions.

CP STENT®

Coarctation of the Aorta*

This stent comes in both unmounted and pre-mounted configurations.

Stent Characteristics

The CP Stent is composed of 0.013" platinum/iridium wire that is arranged in a "zig" pattern that is laser welded at each joint and then over brazed with 24K gold. The 8 zig configuration allows expansion from 12 mm to 24 mm, and the 10 zig configuration allows expansion from 26 mm to 30 mm.

The pre-mounted configuration is the bare CP Stent mounted on a BIB® Catheter. This system will save the physician the time required to mount the stent on the catheter. All of these stents are mounted by hand at NuMED, Inc.

NuMED recommends using the BIB Stent Placement Catheter.

*** Refer to the Instructions for Use for the complete listing of Indication, Contraindications, Warnings, and Precautions.**

CP Stent® Specifications

Stent Length (CM)	Configuration (Number of Zigs)	Bare Stent Catalog No.
1.6	8	CP8Z16
2.2	8	CP8Z22
2.8	8	CP8Z28
3.4	8	CP8Z34
3.9	8	CP8Z39
4.5	8	CP8Z45
5.0	8	CP8Z50
5.5	8	CP8Z55
6.0	8	CP8Z60
3.9	10	CP10Z39
4.5	10	CP10Z45
5.0	10	CP10Z50
5.5	10	CP10Z55
6.0	10	CP10Z60

Number of Zigs on Stent	BIB Delivery Catheter Balloon Diameter	Required Introducer with Bare CP Stent
8	12MM	10F
	14MM	10F
	15MM	11F
	16MM	11F
	18MM	11F
	20MM	12F
	22MM	12F
	24MM	12F
10	26MM	16F
	28MM	16F
	30MM	16F

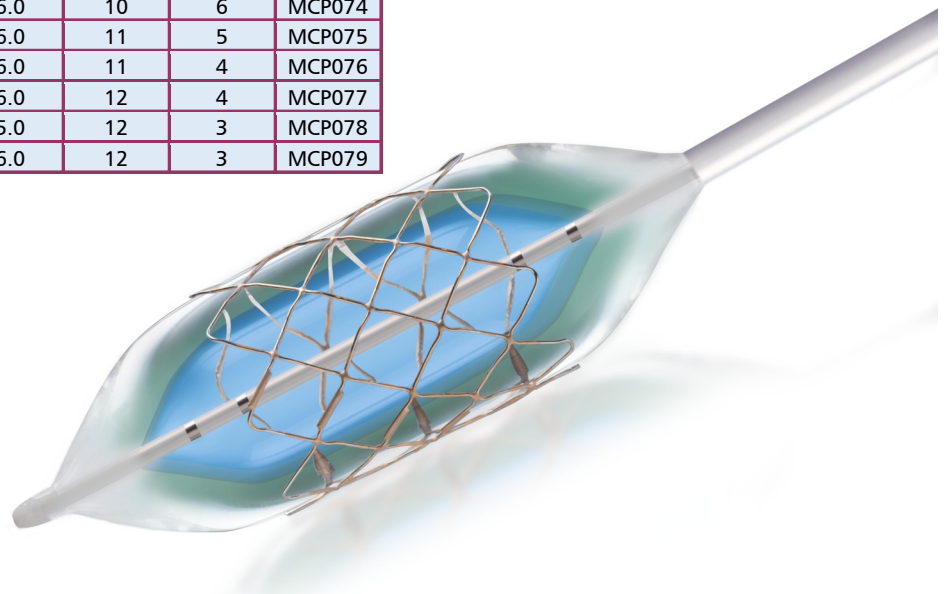
Mounted CP Stent System Specifications

Stent Length (cm)	Stent Configuration (Number of Zigs)	Outer Balloon Diameter (mm)	Outer Balloon Length (cm)	Profile (Fr)	Rated Burst (atm)	Mounted CP Stent Catalog Number
1.6	8	12.0	2.5	10	7	MCP001
1.6	8	14.0	2.5	10	6	MCP002
1.6	8	16.0	2.5	11	5	MCP003
2.2	8	12.0	2.5	10	7	MCP004
2.2	8	14.0	2.5	10	6	MCP005
2.2	8	16.0	2.5	11	5	MCP006
2.2	8	18.0	2.5	11	4	MCP007
2.8	8	12.0	3.0	10	7	MCP038
2.8	8	14.0	3.0	10	6	MCP008
2.8	8	16.0	3.0	11	5	MCP009
2.8	8	18.0	3.0	11	4	MCP010
2.8	8	20.0	3.0	12	4	MCP011
3.4	8	12.0	3.5	10	7	MCP035
3.4	8	14.0	3.5	10	6	MCP012
3.4	8	16.0	3.5	11	5	MCP013
3.4	8	18.0	3.5	11	4	MCP014
3.4	8	20.0	3.5	12	4	MCP015
3.4	8	22.0	3.5	12	3	MCP016



Mounted CP Stent System Specifications (cont'd)

Stent Length (cm)	Stent Configuration (Number of Zigs)	Outer Balloon Diameter (mm)	Outer Balloon Length (cm)	Profile (Fr)	Rated Burst (atm)	Mounted CP Stent Catalog Number
3.9	8	12.0	4.0	10	7	MCP036
3.9	8	14.0	4.0	10	6	MCP017
3.9	8	16.0	4.0	11	5	MCP018
3.9	8	18.0	4.0	11	4	MCP019
3.9	8	20.0	4.0	12	4	MCP020
3.9	8	22.0	4.0	12	3	MCP021
3.9	8	24.0	4.0	12	3	MCP022
4.5	8	14.0	4.5	10	6	MCP023
4.5	8	16.0	4.5	11	5	MCP024
4.5	8	18.0	4.5	11	4	MCP025
4.5	8	20.0	4.5	12	4	MCP026
4.5	8	22.0	4.5	12	3	MCP027
4.5	8	24.0	4.5	12	3	MCP028
4.5	8	12.0	5.0	10	7	MCP037
4.5	8	14.0	5.0	10	6	MCP029
4.5	8	16.0	5.0	11	5	MCP030
4.5	8	18.0	5.0	11	4	MCP031
4.5	8	20.0	5.0	12	4	MCP032
4.5	8	22.0	5.0	12	3	MCP033
4.5	8	24.0	5.0	12	3	MCP034
5.0	8	12.0	5.5	10	7	MCP059
5.0	8	14.0	5.5	10	6	MCP060
5.0	8	16.0	5.5	11	5	MCP061
5.0	8	18.0	5.5	11	4	MCP062
5.0	8	20.0	5.5	12	4	MCP063
5.0	8	22.0	5.5	12	3	MCP064
5.0	8	24.0	5.5	12	3	MCP065
5.5	8	12.0	6.0	10	7	MCP066
5.5	8	14.0	6.0	10	6	MCP067
5.5	8	16.0	6.0	11	5	MCP068
5.5	8	18.0	6.0	11	4	MCP069
5.5	8	20.0	6.0	12	4	MCP070
5.5	8	22.0	6.0	12	3	MCP071
5.5	8	24.0	6.0	12	3	MCP072
6.0	8	12.0	6.0	10	7	MCP073
6.0	8	14.0	6.0	10	6	MCP074
6.0	8	16.0	6.0	11	5	MCP075
6.0	8	18.0	6.0	11	4	MCP076
6.0	8	20.0	6.0	12	4	MCP077
6.0	8	22.0	5.0	12	3	MCP078
6.0	8	24.0	6.0	12	3	MCP079



Mounted CP Stent System Specifications (cont'd)

Stent Length (cm)	Stent Configuration (Number of Zigs)	Outer Balloon Diameter (mm)	Outer Balloon Length (cm)	Profile (Fr)	Rated Burst (atm)	Mounted CP Stent Catalog Number
3.9	10	26.0	4.0	16	3	MCP040
3.9	10	28.0	4.0	16	2	MCP041
3.9	10	30.0	4.0	16	2	MCP042
4.5	10	26.0	5.0	16	3	MCP044
4.5	10	28.0	5.0	16	2	MCP045
4.5	10	30.0	5.0	16	2	MCP046
5.0	10	26.0	5.5	16	3	MCP048
5.0	10	28.0	5.5	16	2	MCP049
5.0	10	30.0	5.5	16	2	MCP050
5.5	10	26.0	6.0	16	3	MCP052
5.5	10	28.0	6.0	16	2	MCP053
5.5	10	30.0	6.0	16	2	MCP054
6.0	10	26.0	6.0	16	3	MCP056
6.0	10	28.0	6.0	16	2	MCP057
6.0	10	30.0	6.0	16	2	MCP058

All catheters have a usable length of 110cm and use a 0.035" Guidewire

* Refer to the Instructions for Use for the complete listing of Indication, Contraindications, Warnings, and Precautions.

SAFETY AND EFFECTIVENESS CLINICAL DATA:

Coarctation Of the Aorta Stent Trial (COAST: NCT00552812) The CP Stent® was tested and found to be safe and effective to widen the narrow part of the aorta related to coarctation of the aorta.

Covered CP Stents for the Prevention or Treatment of Aortic Wall Injury Associated With Coarctation of the Aorta (COASTII: NCT 01278303) The Covered CP Stent® was tested and found to be safe and effective to repair aortic wall injuries and widen the narrow part of the aorta related to coarctation of the aorta.

Pulmonary Artery Repair With Covered Stents (PARCS: NCT01824160) The Covered CP Stent® was tested and found to be safe and effective to use as a treatment of right ventricle to pulmonary artery (right ventricular outflow tract) conduit disruptions that are identified during conduit pre-dilatation procedures performed in preparation for transcatheter pulmonary valve replacement (TPVR).

CP Stent® Indications for Use: The CP Stent® is indicated for use in the treatment of native and/or recurrent coarctation of the aorta involving a compliant aortic isthmus or first segment of the descending aorta where there is adequate size and patency of at least one femoral artery and balloon angioplasty is contraindicated or predicted to be ineffective. The Covered CP Stent® is indicated for use in the treatment of native and/or recurrent coarctation of the aorta involving the aortic isthmus or first segment of the descending aorta where there is adequate size and patency of at least one femoral artery associated with one or more of the following: acute or chronic wall injury; nearly atretic descending aorta of 3 mm or less in diameter; a non-compliant stenotic aortic segment found on pre-stent balloon dilation; a genetic or congenital syndrome associated with aortic wall weakening or ascending aortic aneurysm. Covered CP Stent® is indicated for use in the treatment of right ventricle to pulmonary artery (right ventricular outflow tract) conduit disruptions that are identified during conduit pre-dilatation procedures performed in preparation for transcatheter pulmonary valve replacement.

BIB® Indications for Use: The BIB® Catheter Balloon is indicated for CP Stent®/Covered CP Stent® placement in vessels over 8mm in diameter.

Reference the IFU for a complete listing of indications, contraindications, warnings and precautions.

BIB® Stent Placement catheter

Outer Balloon Specifications

Balloon Diameter (MM)	Balloon Length (CM)	Introducer Size (FR)	Shaft Size (FR)	Rated Burst (ATM)	Catalog No.
12.0	2.5	8	8	7	BB003
12.0	3.0	8	8	7	BB006
12.0	3.5	8	8	7	BB009
12.0	4.0	8	8	7	BB033
12.0	4.5	8	8	7	BB037
12.0	5.0	8	8	7	BB034
12.0	5.5	8	8	7	BB051
14.0	2.5	8	8	6	BB022
14.0	3.0	8	8	6	BB052
14.0	3.5	8	8	6	BB025
14.0	4.0	8	8	6	BB038
14.0	4.5	8	8	6	BB035
14.0	5.0	8	8	6	BB039
14.0	5.5	8	8	6	BB053
15.0	2.5	9	9	5	BB054
15.0	3.0	9	9	5	BB055
15.0	3.5	9	9	5	BB056
15.0	4.0	9	9	5	BB057
15.0	4.5	9	9	5	BB058
15.0	5.0	9	9	5	BB059
15.0	5.5	9	9	5	BB060
16.0	2.5	9	9	5	BB023
16.0	3.0	9	9	5	BB010
16.0	3.5	9	9	5	BB026
16.0	4.0	9	9	5	BB013
16.0	4.5	9	9	5	BB016
16.0	5.0	9	9	5	BB028
16.0	5.5	9	9	5	BB019
18.0	2.5	10	9	4	BB024
18.0	3.0	10	9	4	BB040
18.0	3.5	10	9	4	BB027
18.0	4.0	10	9	4	BB041
18.0	4.5	10	9	4	BB029
18.0	5.0	10	9	4	BB030
18.0	5.5	10	9	4	BB031
20.0	3.0	10	9	4	BB011
20.0	3.5	10	9	4	BB042
20.0	4.0	10	9	4	BB014
20.0	4.5	10	9	4	BB017
20.0	5.0	10	9	4	BB032
20.0	5.5	10	9	4	BB020
22.0	3.0	11	9	3	BB061
22.0	3.5	11	9	3	BB062
22.0	4.0	11	9	3	BB063
22.0	4.5	11	9	3	BB064
22.0	5.0	11	9	3	BB065
22.0	5.5	11	9	3	BB066
24.0	3.0	11	9	3	BB012
24.0	3.5	11	9	3	BB067



BIB® Catheter have:

An inner balloon 1/2 of the balloon diameter of the outer balloon. i.e. BB010 has an 8.0 mm inner balloon.

An inner balloon that is 1.0 cm shorter than the outer balloon. i.e. BB010 has an inner balloon that is 2.0 cm long.

Four image bands that match the functional length of each balloon.

A usable length of 110 cm.

All **BIB® Catheters** are for use with a 0.035" guidewire.

Inner balloon acts as a tool to hold the stent in place while outer balloon is inflated.

Allows for controlled and incremental expansion of the **CP Stent®**.

BIB® Stent Placement catheter

Outer Balloon Specifications (cont'd)

Balloon Diameter (MM)	Balloon Length (CM)	Introducer Size (FR)	Shaft Size (FR)	Rated Burst (ATM)	Catalog No.
24.0	4.0	11	9	3	BB015
24.0	4.5	11	9	3	BB018
24.0	5.0	11	9	3	BB036
24.0	5.5	11	9	3	BB021
24.0	6.0	11	9	3	BB077
26.0	4.0	16	11	3	BB068
26.0	5.0	16	11	3	BB069
26.0	6.0	16	11	3	BB070
28.0	4.0	16	11	2	BB071
28.0	5.0	16	11	2	BB072
28.0	6.0	16	11	2	BB073
30.0	4.0	16	11	2	BB074
30.0	5.0	16	11	2	BB075
30.0	6.0	16	11	2	BB076

All catheters have a usable length of 110cm and use a 0.035" Guidewire

CP Stent® Balloon Sizing Chart

INNER BALLOON	Balloon Pressure (atm)	8 zig Stent Configuration							10 zig Stent Configuration		
		12mm Diameter	14mm Diameter	15mm Diameter	16mm Diameter	18mm Diameter	20mm Diameter	22mm Diameter	24mm Diameter	26mm Diameter	28mm Diameter
1.0	2.75	3.22	3.49	3.75	3.94	4.02	4.20	4.28	10.25	10.94	11.96
2.0	2.85	3.32	3.59	3.85	4.36	4.13	4.33	4.50	10.77	11.39	12.42
3.0	5.85	6.91	6.89	7.79	8.54	9.20	10.16	10.57	11.27	11.87	12.89
4.0	6.12	7.00	7.02	7.95	8.71	9.63	10.40	11.08	12.05	12.97	13.81
4.5							10.84	11.94			
5.0	6.20	7.08	7.10	8.04	8.91	10.00					


OUTER BALLOON	Balloon Pressure (atm)	8 zig Stent Configuration							10 zig Stent Configuration		
		12mm Diameter	14mm Diameter	15mm Diameter	16mm Diameter	18mm Diameter	20mm Diameter	22mm Diameter	24mm Diameter	26mm Diameter	28mm Diameter
0.5										22.85	24.84
1.0	10.73	13.08	13.45	14.87	16.85	17.91	20.52	22.79	21.62	23.87	25.80
1.5										24.87	26.81
2.0	10.86	13.27	14.16	15.10	17.06	18.38	21.46	23.95	23.34	27.44	29.94
3.0	11.15	13.50	14.55	15.68	17.64	19.42	21.98	24.68	25.44		
4.0	11.33	13.68	14.88	15.93	18.06	20.07					
5.0	11.62	13.87	15.06	16.19							
6.0	11.80	13.98									
7.0	12.04										

Represents the stent ID @ Rated Burst Pressure.

*This data is based on testing performed using the BIB® Stent Placement Catheter.

CP Stent® Foreshortening Chart

Stent Configuration (Number of Zigs)	Inflated Balloon Diameter (mm)	Stent Length (cm)								
		1.6	2.2	2.8	3.4	3.9	4.5	5.0	5.5	6.0
		Stent Length After Expansion (PERCENTAGE SHORTENING)								
8 Zig	12	1.61cm (2.8%)	2.18cm (0.8%)	2.62cm (4.4%)	3.23cm (3.1%)	3.72cm (1.9%)	4.17cm (3.8%)	4.71cm (6.2%)	5.25cm (5.0%)	5.84cm (4.5%)
	14	1.54cm (6.5%)	2.08cm (5.4%)	2.56cm (6.8%)	3.15cm (5.4%)	3.66cm (3.6%)	3.97cm (8.4%)	4.58cm (8.7%)	5.11cm (7.6%)	5.67cm (7.3%)
	15	1.51cm (8.5%)	2.02cm (7.9%)	2.51cm (8.6%)	3.10cm (7.0%)	3.54cm (6.6%)	3.94cm (9.2%)	4.50cm (10.3%)	4.98cm (10.0%)	5.55cm (9.2%)
	16	1.48cm (10.6%)	1.98cm (10.1%)	2.45cm (10.7%)	3.00cm (9.8%)	3.48cm (8.2%)	3.84cm (11.4%)	4.42cm (11.9%)	4.91cm (11.2%)	5.43cm (11.2%)
	18	1.43cm (13.7%)	1.89cm (14.0%)	2.38cm (13.3%)	2.88cm (13.5%)	3.20cm (15.6%)	3.71cm (14.5%)	4.21cm (16.1%)	4.70cm (15.1%)	5.20cm (14.9%)
	20	1.32cm (20.0%)	1.80cm (17.9%)	2.30cm (16.3%)	2.63cm (20.9%)	2.96cm (21.9%)	3.27cm (24.7%)	3.96cm (21.0%)	4.43cm (20.00%)	4.92cm (19.5%)
	22	1.23cm (25.4%)	1.67cm (23.9%)	2.09cm (24.0%)	2.46cm (26.0%)	2.85cm (25.0%)	3.15cm (27.3%)	3.71cm (26.0%)	4.09cm (26.1%)	4.55cm (25.5%)
	24	1.05cm (36.4%)	1.46cm (33.8%)	1.91cm (30.3%)	2.07cm (37.9%)	2.27cm (40.1%)	2.83cm (34.9%)	3.33cm (33.5%)	3.72cm (32.8%)	4.14cm (32.3%)
10 Zig	26					3.17cm (18.33%)	3.44cm (22.09%)	4.10cm (17.34%)	4.24cm (23.32%)	4.85cm (20.20%)
	28					2.96cm (23.68%)	3.24cm (26.75%)	3.71cm (25.11%)	4.00cm (27.58%)	4.39cm (27.87%)
	30					2.58cm (33.45%)	3.09cm (30.16%)	3.26cm (34.34%)	3.64cm (34.17%)	4.11cm (32.55%)



Visit our web site for more info:
www.numedforchildren.com

NuMED offers Physicians speedy response to catheter design and manufacturing service. The enhanced catheter technology offers Physicians a technically superior option in dealing with clinical needs.

NuMED

For Children

NuMED Inc.

2880 Main Street
Hopkinton, NY
12965 USA

Tel: (315) 328 4491
Fax: (315) 328 4941

- **Customer Service**
 - **Order Entry**
- sales@numedusa.com

Allen Tower Jr., President
atowerjr@numedusa.com

Tom McCarty, CFO
tmccarty@numedusa.com

Ted Dominy, VP of R&D
tdominy@numedusa.com

Nichelle LaFlesh, RA Manager
nlaflesh@numedusa.com

Melissa Thomas, QS Manager
mthomas@numedusa.com

Lisa Ramsdell, QC/QA Manager
lramsdell@numedusa.com

NuMED Canada Inc.

45 Second Street West
Cornwall, ON
K6J 1G3 Canada

Tel: (613) 936 2592
Fax: (613) 936 2593

- **Customer Service**
 - **Order Entry**
- orderdesk@numed.on.ca

QS Manager
numedqa@numed.on.ca

QC/QA Manager
numedqc@numed.on.ca

Visit us on the World Wide Web
<http://www.numedforchildren.com>



These devices are marketed in the USA under PMA approval. Any customer or distributor outside of the USA will be subject to their individual country's regulations in regards to the importation and sale of these products.